



Funded by the  
Erasmus+ Programme  
of the European Union

apricot  
for parents

# Serious surfing behaviour



apricot

# Structure

- General information
- Features of a reliable online source
- Avoiding dangers
- Recommendations for parents

- A lot of Information about Internet users can be determined from a small amount of data
- Information can be obtained on a person's identity, personal preferences, physical and psychological conditions
- Insights into personality traits can be gained from social media networks and normal internet use
- Important to be aware of how trustworthy an internet source is

**But how can I recognise reliable sources?**

General  
information

Features

Avoiding  
dangers

Recommendations

# Features of a reliable Internet source

1. Enter the name of the website into a search engine – user ratings of popular sites are shown in the search results
2. Pages with „https“ are more secure than pages with „http“
3. Lock symbol to the left of the website URL – secure websites display a lock symbol. You can check for further details by clicking on it
4. Pay attention to the language on the website – poor spelling and grammar indicate dubious pages

General  
information

Features

Avoiding  
dangers

Recommendations

# Features of a reliable Internet source

- Warning signs
  - Multiple hyphens or symbols in the domain name
  - Domain names that imitate real companies (e.g. Amaz0n)
  - Unique pages that use templates of credible ones (e.g. visihow)
  - Domain endings (.biz or .info)

General  
information

Features

Avoiding  
dangers

Recommendations

# Features of a reliable Internet source

- Warning signs - Ads
  - Ads that cover the entire page
  - Ads where a survey must be completed before continuing
  - Ads that redirect to other pages
  - Adult advertisements or offensive advertisements

General  
information

Features


Avoiding  
dangers

Recommendations



# Features of a reliable Internet source

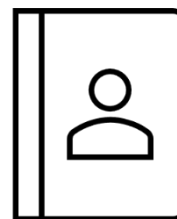
- General information
- Features**
- Avoiding dangers
- Recommendations



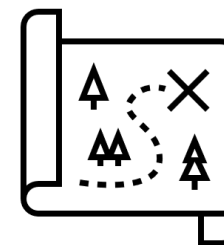
Contact form



Who is page



Imprint



Navigation and Layout

# Recognising and avoiding dangers

- Anonymity poses a great danger – people hide their identity or assume different identities online
- Consequences of anonymity can be cyberbullying, sexting and hate speech

**❓ Parents and children need Critical Thinking skills and media competence**

General  
information

Features

Avoiding  
dangers

Recommendations



# Recognising and avoiding dangers

## Rights on the Internet

General  
information


Features

Avoiding  
dangers

Recommendations

To publish photos or videos you need to get permission from everyone in the photo or videos.

All pictures and movies are protected by copyright – downloading and distribution is illegal



# Recognising and avoiding dangers

## Cost trap: advertisements

- Advertisements are not always immediately apparent in apps or on websites
- Inadvertently clicking on adverts can lead to misleading offers or requests for personal data
- Subscriptions or purchases can be hidden behind the click
- Additional functions can be unknowingly purchased – billed via phone provider (WAP billing)

General  
information

Features

Avoiding  
dangers

Recommendations

# Recognising and avoiding dangers

## Privacy

- Every bit of uploaded content could potentially be stored forever
- Do not enter your private address or account number without careful consideration

**„The Internet never forgets!“**

# Recognising and avoiding dangers

## Cookies

- Cookies = text information that a browser automatically saves when you visit websites
- If websites are repeatedly used, it is not necessary to log in again
  - But disadvantage: personal data is stored
- Through cookies, matching advertisements will be offered
- Tracking Cookies – used to switch personalized advertising
- Session Cookies – used in online banking for the current session (deleted after log out)

General information

Features

Avoiding dangers

Recommendations

# Recommendations for parents

- Combination of technical restrictions and parental education
- Strengthen the media competence of children
- To strengthen media competence you should understand your child
  - What applications does the child use?
  - What games does he/she like to play?
  - Which series/movies is he/she interested in?
- Own media behaviour serves as a template – do not spend all day using smartphone/PC/TV
- Talk about the dangers on the Internet

General  
information

Features

Avoiding  
dangers

Recommendations