



Funded by the
Erasmus+ Programme
of the European Union



APRICOT: Attentive parental education for wise being and co-being in changing times

2019-1-LT01-KA204-060481

Misinformation and Disinformation

Quiz 2: *Spot the Difference: Fact or Fake?*

(for 11-13 year old children to do with their parents/grandparents/carers)



Helping children develop online critical thinking



Why?

- While the digital world offers a range of information and opportunities for young people, it is also becoming harder to separate fact from fiction.
- As children are spending more time online and constantly making decisions of what to trust, it's now more important than ever for them know how influence, persuasion and manipulation can impact their decisions, opinions and what they share online.

Can you find the fake online?

- We suggest you play this quiz as a family (parents with children) to learn and test your knowledge on what fake news, disinformation and misinformation is, and how to stop it from spreading.
- There are 5 questions, each followed with the opportunity to learn more and discuss.

Q1. Read the captions below and select the one you think is fake.

Pick 1 answer

o You aren't ready for this football playing sheep!

[published on Animulsport.ku.com]



Choose this answer

o Surgery reveals Oregon Great Dane ate 43 socks

[published on nbcnews.com]



Choose this answer

o 11-year-old left with mum's laptop blows \$1223 on Ed Sheeren tickets

[published on nzherald.co.nz]



Choose this answer

Results: Here is how you did

Question 1: Read the captions below and select the one you think is fake

Your answer was **correct**.




You got it right – do you know why?

There is no such website!

It can be quite difficult to figure out whether something is true simply by reading the headline, that's why it's important to read the whole article to get the whole story and/or check it out.

Also, if it sounds like it could be fake, do your research.

The other two were actually real – strange but true!

 You aren't ready for this football playing sheep!
[published on Animulsport.ku.com]



Find out
more

Q1. Learn More

If you are unsure whether a story is fake or not:

- o **1. Read it** – Look for unusual URLs or site names – these are often trying to appear like true news sites, but they aren't. Look for signs of grammar or spelling errors, no source links or clickbait images.
- o **2. Check it** – Who wrote it? You can check the author on the page or go to the 'about us' or contact pages to see who is the person or the organisation. You can also do a Google search to see what else you can learn about this person or organisation from other sources to check if they are who they say they are.
- o **3. Feel it** – How does it make you feel? People who make false news try to manipulate your feelings. Just because something has been shared on social media many times doesn't mean it's true. If something looks too good to be true, it probably is.
- o **4. Wait** – Just because something has been shared on social media many times doesn't mean it's true. If something looks too good to be true, it probably is.

Q1. DISCUSSION

Before you move on to the next question, discuss the following to think about your own experiences:

- o **Have you come across any weird headlines online that sounded made-up? What did you do when you saw them?**

Next Question

Results: Here is how you did



Question 1: Read the captions below and select the one you think is fake.

o Your answer was **not correct**.

This is the fake caption. The one you chose was actually real – strange but true!



Read it again. Now can you see why it's fake?

There is no such website!

It can be quite difficult to figure out whether something is true simply by reading the headline, that's why it's important to read the whole article to get the whole story and/or check it out.

Also, if it sounds like it could be fake, do your research.

o You aren't ready for this football playing sheep!
[published on Animulsport.ku.com]



Q2. What is the definition of a clickbait ad?

Pick 1 answer below

- o An ad that helps you find good quality product information online




Choose this answer

- o Something that you can buy to improve your fishing



Choose this answer

- o An ad that uses fake videos, celebrity news or sensationalised headlines to entice you to another website



Choose this answer


Q2. Results: Here is how you did

Question 2: What is the definition of a clickbait ad?
Your answer was **correct**.



Yes, the correct answer is:

An ad that uses fake videos, outrageous claims, celebrity news, sensationalised headlines, a 'too good to be a true' contest or celebrity news to get you to click through to another website.



Find
out
more

Q2. Learn more

- o If you click on clickbait ads they can take you to websites that are filled with more ads. These may contain harmful content (not for kids) or to articles that make false claims.
- o Although they are difficult to ignore (even for adults), try not to click on them to avoid seeing content you shouldn't.

A decorative graphic consisting of two overlapping rounded shapes, one orange and one green, positioned to the left of the section header.

Q2. DISCUSSION

Before you move on to the next question, discuss the following whilst thinking about your own experiences:

- o **Can you remember if you've seen a clickbait ad?**
- o **What did it say that made you click on it?**
- o **What would you do now that you know what to look out for?**

Next Question

Q2.Results: Here is how you did



Question 2: What is the definition of a clickbait ad?

- o Your answer was **not correct**.



The correct answer is:

An ad that uses fake videos, outrageous claims, celebrity news, sensationalised headlines, a 'too good to be a true' contest or celebrity news to get you to click through to another website.



Q3: Which of these things would you do to check if something was real online?

Pick 1 answer below

Look at the whole piece of content not just the headline to see if there are things that seem out of place



Choose this answer

Check out the source to see if they are trustworthy (e.g government or school website or trusted news site)




Choose this answer

Do a search to see what other people are saying about it to make sure it matches up



Choose this answer

All of these options!



fact check

Choose this answer

Q3 Results: Here is how you did

Question 3: Which of these things would you do to check if something was real online?





o Your answer was **correct**.

Yes, the correct answer is:

All of these Options!

You should:

- o Look at the whole piece of content not just the headline to see if there are things that seem out of place
- o Check out the source to see if they are trustworthy (e.g government or school website or trusted news site)
- o Do a search to see what other people are saying about it to make sure it matches up



Q3. Learn and Discuss

- o If you thought all of them were the right - you are correct!
- o There are a range of things you can do to see if something should be trusted but the most important thing to remember is to question something first before making up your mind.
- o The trouble is, it can be easy to trust something when you first see it, particularly if it fits in with what we believe; but sometimes those things can be untrue or misleading.
- o Use your Critical Thinking Skills, read it and check it – and then (most of the time!) you won't be fooled.

Q3. DISCUSSION

Before you move on to the next question, discuss the following to think about your own experiences:

- o **What if your friends were convinced that something was real but you could see that it was fake? How would you show them that they may be wrong?**

Next Question

Q3 Results: Here is how you did

Question 3: Which of these things would you do to check if something was real online?



- Your answer was **not correct**.



Yes, the correct answer is:

All of the options are right!


- Look at the whole piece of content not just the headline to see if there are things that seem out of place
- Check out the source to see if they are trustworthy (e.g. government or school website or trusted news site)
- Do a search to see what other people are saying about it to make sure it matches up



Q4. Which statement is *least* likely to ensure that online sources are trustworthy?

Pick 1 answer below

- They are on a website which ends with .com, .org, .net, .co.uk, .eu, .it, .es, .de




Choose this answer

- They are objective and back up any claims they make with facts that can be checked



Choose this answer

- It's easy to see information about who wrote the content, the source of the information and when it was posted



Choose this answer

Q4 Results: Here is how you did

Q4. Which statement is *least* likely to ensure that online sources are trustworthy?

o Your answer was **correct**.



The correct answer is:

Just because online sources are published on a website which ends with .com, .org, .net, .co.uk, .eu, .it, .es, .de is no guarantee that it is trustworthy.

(Anyone can buy a domain name)



Find
out
more

Q4. Learn and Discuss

- Well done if you got it right! If you found that a bit tough, just remember – you should always do a fact check on the source.
- Trustworthy news sites often have important rules they have to follow before putting information out to the public such as checking for bias and objectivity.
- Personal blogs and video channels may not have as many rules so we need to apply more checks on those to make sure what they are sharing is true.

Q4. DISCUSSION

Before you move onto the next question, discuss the following to think about your own experiences:

- o If you were looking to find information about the price of the latest video games on a particular console, what source would you use?
- o What about reviews of the game to see if you should buy it – which reviews would you trust?

Next Question

Q4. Results: Here is how you did

Q4. Which statement is *least* likely to ensure that online sources are trustworthy?


o Your choice was **not correct**.



The correct answer is:

Just because online sources are published on a website which ends with .com, .org, .net, .co.uk, .eu, .it, .es, .de is no guarantee that it is trustworthy.

(Anyone can buy a domain name)



Q5. You've just seen a video of a famous celebrity saying she will give all her money to her millions of fans. It looks real but you're not sure, how do you check if it is?


Pick the answer that is *not* correct

- See if the video has been shared on the celebrity's verified account




Choose this answer

- Have a look to see who has shared this and think about what their intentions may be



Choose this answer

- Check if the video has been shared on other blogs you follow



Choose this answer

Q5 Results: Here is how you did

Q5. You've just seen a video of a famous celebrity saying she will give all her money to her millions of fans. It looks real but you're not sure, how do you check if it is? Your answer was **correct**.



You are right! It would NOT be correct assume it is true simply because a video has been shared on other blogs you follow. Just it has been shared doesn't mean its true!



The RIGHT way to check it would be to:

- o See if the video has been shared on the celebrity's verified account; and
- o Have a look at *who* has shared it and think about what their intentions may be



Find
out
more

Q5. Learn and Discuss

- More and more people are creating what is known as ‘deep fakes’ which are when technology is used to replicate live facial movements of a person in a video and audio to make it seem real. Some of these videos have gone viral because they are so believable.
- Some could also be undercover ads, meant to draw your attention to a certain product or brand. Just because something has gone viral does not make it true. So if it looks like it’s out of the ordinary, do more checks or ask a trusted adult if you’re not sure.
- To make sure you don’t fall for these types of misinformation, checking the source and the intentions behind why someone would share it is key.



Q5. DISCUSSION

You've come to the end of this quiz, but before you move onto the next quiz, discuss the following to think about your own experiences:

- o **What would convince you a video was real?**

FINISH QUIZ

Q5 Results: Here is how you did

Q5. You've just seen a video of a famous celebrity saying she will give all her money to her millions of fans.


It looks real but you're not sure, how do you check if it is?

Your answer was **not correct because you chose something you *should* do!**

The **RIGHT** things to do are:

- See if the video has been shared on the celebrity's verified account; and
- Have a look at *who* has shared it and think about what their intentions may be

It would NOT be correct to simply check if the video has been shared on other blogs you follow. Just it has been shared doesn't mean its true!



A decorative graphic in the top left corner consisting of two overlapping rounded shapes, one green and one orange.

Quiz 2: Spot the difference: Fact or Fake?

Well done for completing the quiz!

- o How did you do? What was your score?
- o Check out *Quiz 3: Fact Checking Detective* to further test your knowledge and learn more